



EMORY
UNIVERSITY

Global Engagement



Emory Global Engagement

International SOS (ISOS)
Account Creation Guide

Summer 2026

Create your Emory International SOS account



STEP 1: Visit
internationalsos.com

STEP 2: Explore the
International SOS Portal

STEP 3: Register with
International SOS*

The [International SOS Portal](#) has helpful features to support your Emory-sponsored international travel, including:

- [“My Trips”](#) to register your flight, hotel, etc. with International SOS
- [“Sign up for email alerts”](#) to stay informed about your destination
- [“Travel Advisor”](#) to brief you on your destination

**If you do not book your travel through an Emory travel agency, you will need to manually register your travel in International SOS. More detail [here](#)*



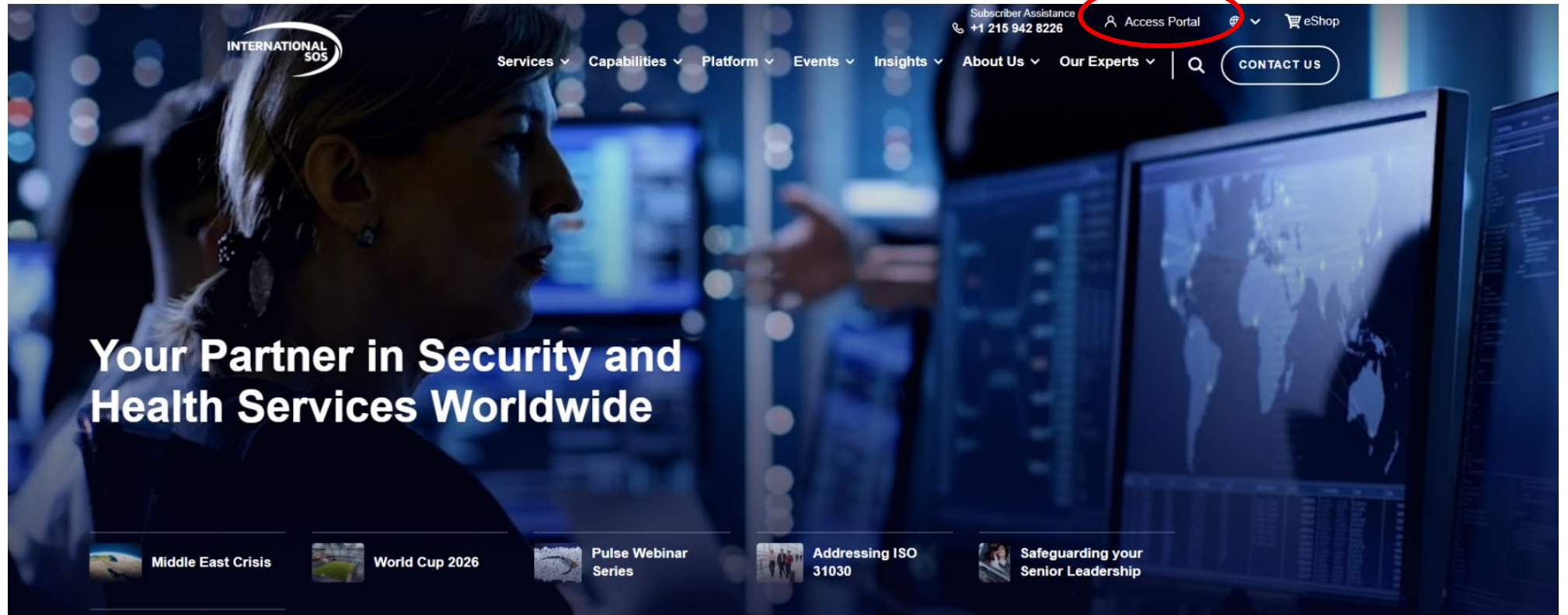
EMORY
UNIVERSITY

Global Engagement

Step 1 – Visit International SOS

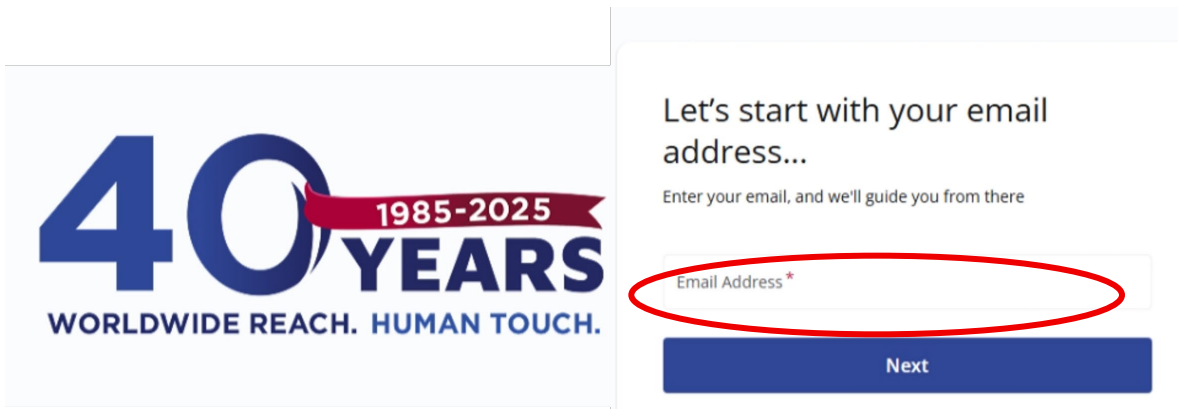


- Visit internationalsos.com
- Go to "Access Portal"

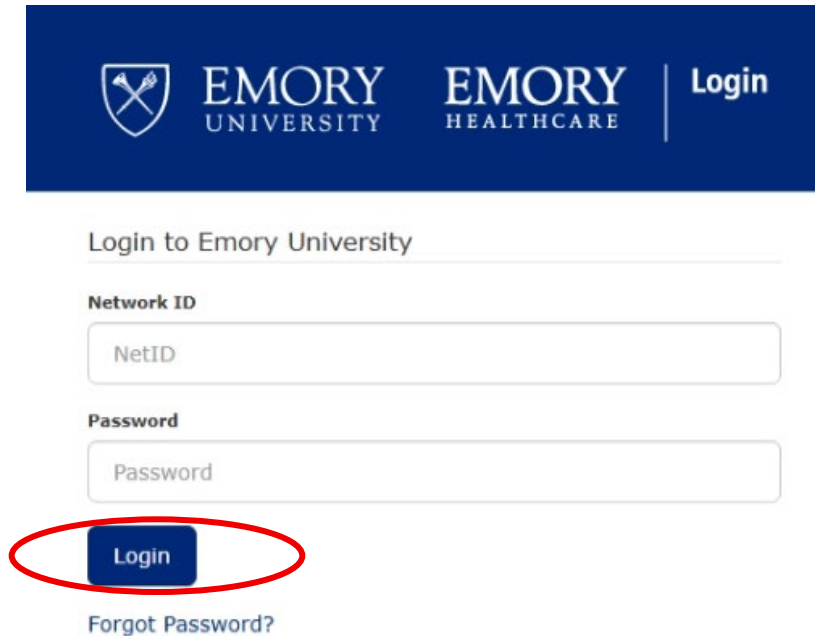


Step 1

- Enter your Emory Email address



- You will be prompted to access with your Emory network ID and password.
- Click “Login”



- If you have the International SOS App set up on your phone, use those credentials to log into the International SOS portal.



EMORY
UNIVERSITY

Global Engagement

Step 1

- If you have never created an account with ISOS, you will be prompted to complete the account setup page by entering the mandatory fields: home location and mobile phone number.
- Agree to the terms and conditions and click "Submit".

signin.internationalsos.com/cla/signup/personal-details

Account details Confirm organization Personal details

Account setup

Almost done. Confirm your profile details to complete your registration

First name* venkata Last name* krishna
As it appears on your passport As it appears on your passport

Preferred name

Home Location* Country / Territory of residence

I am an international assignee or student

Secondary email

Mobile phone number* +1 Mobile phone number

+ Secondary phone number (Optional)

I agree with Privacy Notice and Terms and Conditions

Submit

Please contact your Human Resources department if there are issues with this data

How International SOS can help

- Personalized Guidance**
Get tailored travel advice and stay informed with essential information for your safety.
- Crisis Assistance**
Receive real-time alerts and immediate help in case of emergencies during travel or assignments.
- Global Support**
Access health, security, and mental well-being services 24/7, wherever you are.

Company Information

International SOS Demo


Client Support

clientsupport.internationalsos.com



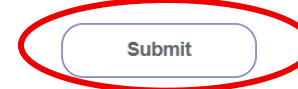
Step 1

- After selecting “Submit”, a verification code will be sent from ISOS to the mobile number you entered.
- Enter the code received, then click “Submit” to complete the step. you will be able to log into the app.
- Accept the terms and conditions to access the dashboard.



We've sent you an SMS.

International SOS sent a verification code to ****0332. The code expires in 5 minutes. Please enter the verification code.



Resend code after 28 sec

To register a different mobile phone number click [Change phone number](#).



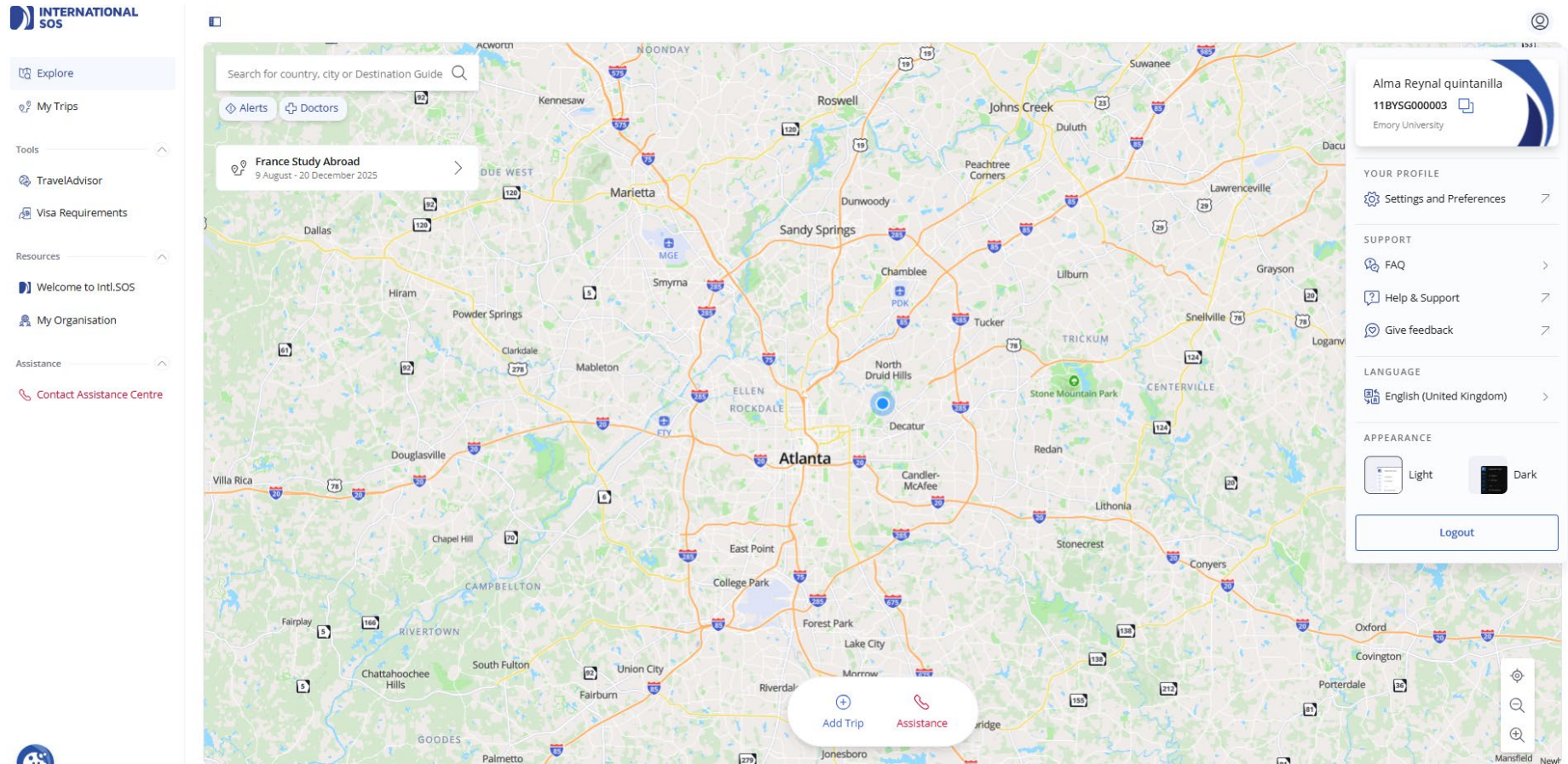
EMORY
UNIVERSITY

Global Engagement

Step 2 – Explore the ISOS portal



- After logging in/ creating your account, you will see the portal home screen



Search Destinations



- Review information on your destination.
- Review in-country active alerts.
- Click on “*View Full Destination Guide*” to explore detailed information about your destination.


The screenshot shows the International SOS website interface. At the top left, the logo for International SOS is visible. Below it, there is a navigation menu with options like 'Explore', 'My Trips', 'Tools', 'TravelAdvisor', 'Visa Requirements', 'Resources', 'Welcome to Intl.SOS', 'My Organisation', and 'Assistance'. The main content area is titled 'India' and displays risk levels: 'Medium Travel Risk', 'High Medical Risk', 'Low Travel Risk For Andaman And Nicobar Islands, Laksha...', and 'High Travel Risk For Manipur And Nagaland States; Some...'. Below this, there is a section for 'ACTIVE ALERTS (15)' with a red box around the title. The first alert is a 'Notice' about 'Expect disruption during nationwide op...'. At the bottom of the page, there is a 'TRAVEL TOOLS' section with buttons for 'Find a', 'Add Trip', and 'Assistance'. The 'View Full Destination Guide' button is highlighted with a red circle. On the right side, there is a map of India and surrounding regions, with various cities and states labeled. The map also shows risk levels for different regions.



My Organization – Resources for Emory travelers



- Under “My Organization” you will find a variety of travel planning resources and information about Emory Travel and Emory’s International SOS program.



- Some key resources are circled for your consideration.

INTERNATIONAL SOS

- Explore
- Active Alerts
- My Trips
- Tools
- TravelAdvisor
- Visa Requirements
- Traveller Training
- Resources
- Welcome to Intl.SOS
- My Organisation**
- Health Threats
- Assistance
- Contact Assistance Centre

INTERNATIONAL SOS | **EMORY UNIVERSITY**

My Organisation Resources

Provide quick access to important contacts and travel resources from the Organisation.

Links 1 Emory's Global Safety and Security Page

Welcome to Your Global Risk Management and Assistance Program

International SOS is available 24/7 whenever you travel internationally. Our program provides resources on call, online, and even on the ground to help with any medical, security, and logistical questions or concerns that may arise.

Emory University Travel Resources

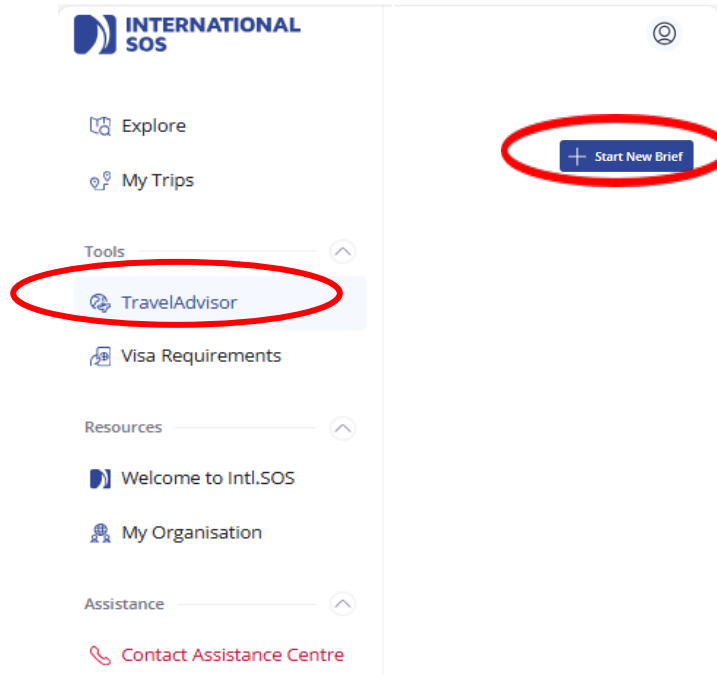
MyTrips	Personal Travel	Assistance App Download	Membership Overview	Assistance APP Tutorial	FAQ
Sign up for Email Alerts	Contact an Assistance Center	International SOS Clinics	Need a Certificate of Assistance		



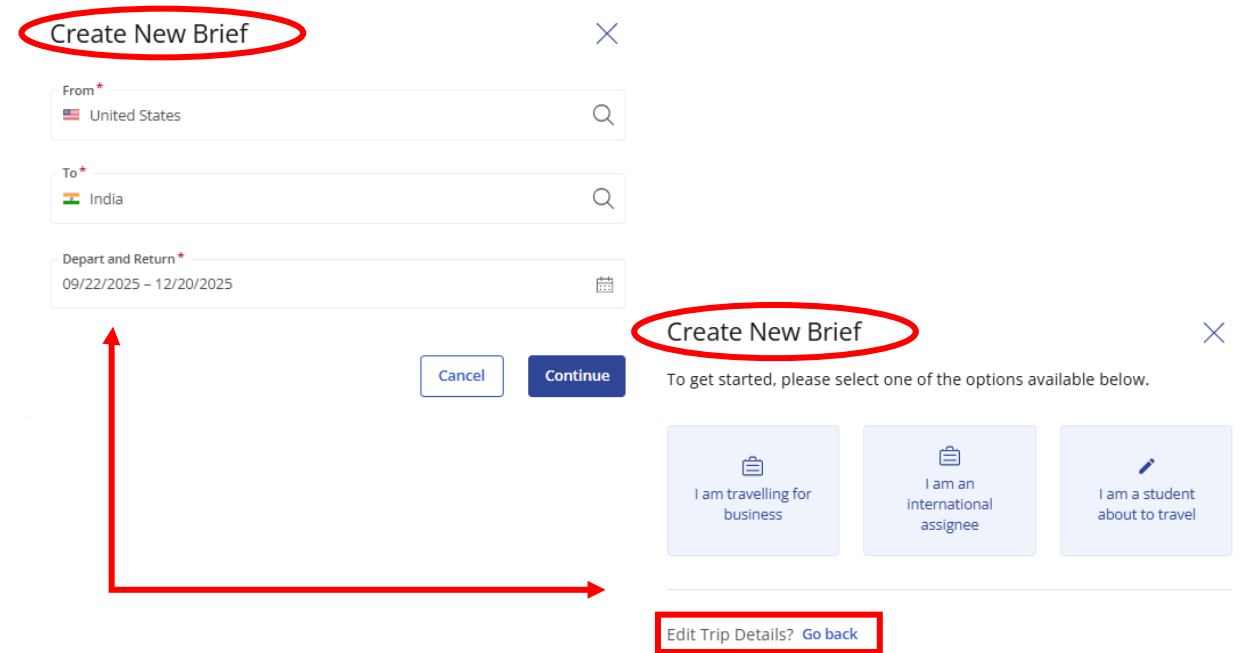
EMORY
UNIVERSITY

Global Engagement

Travel Advisor



Go to "Travel Advisor", click "Start New Brief" for a curated overview of your destination.



Add your travel details and follow the prompts.
You can edit your trip details if needed



EMORY
UNIVERSITY

Global Engagement

Visa Requirements



INTERNATIONAL SOS

Explore

My Trips

Tools

TravelAdvisor

Visa Requirements

Resources

Welcome to Intl.SOS

My Organisation

Assistance

Contact Assistance Centre

Visa Requirements

Learn about specific visa requirements and considerations based on your passport information and departure/arrival locations. If you need further assistance, please contact the nearest [International SOS Assistance Centre](#), available 24/7.

Trip type: Round Trip Passport: USA Travel purpose: Business

Where from? Where to? Depart Wed Aug 20 Return Wed Aug 27

+ Add connection

See requirements

powered by sherpa

Click on “**Visa Requirements**” powered by the Sherpa visa information platform, to explore the visa considerations for your destination.

Travelers are encouraged to conduct additional research to ensure a complete understanding of the visa requirements for their specific travel. Consult visa agencies and local partners as needed.



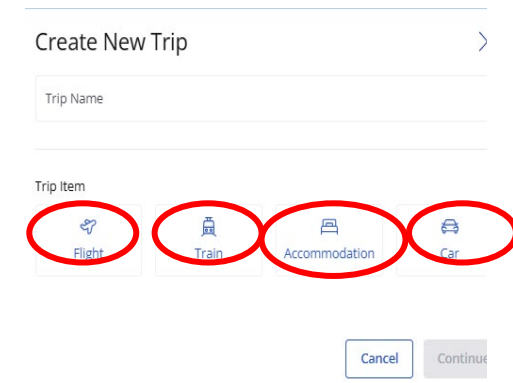
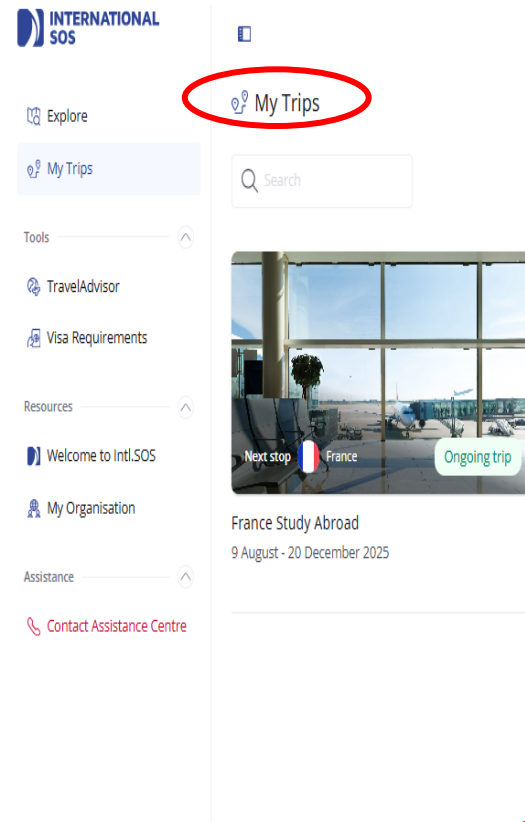
EMORY
UNIVERSITY

Global Engagement

Step 3 – Register your Travel

- When you book travel through an Emory travel agent, the travel is registered automatically, but anything booked separately (intra-country flights, hotels, etc.) should be added to My Trips.

- Click on “My Trips” then “New Trip”



- Add your flight details, and any other travel segments (train travel, hotels, etc.)



Email Alerts

- Sign up for email alerts for your destination, so you can receive real-time updates before and during your trip (alerts as significant as terrorist attacks and as granular as transit strikes that could hinder your itinerary)
- Email or call for a security and medical briefing.

The screenshot shows the International SOS website interface. On the left is a navigation menu with categories: Explore, Active Alerts, My Trips, Tools, Resources, and Assistance. The 'My Organisation' item is circled in red. The main content area is titled 'My Organisation Resources' and includes a link to 'Emory's Global Safety and Security Page'. Below this is a welcome message: 'Welcome to Your Global Risk Management and Assistance Program' and a note that 'International SOS is available 24/7 whenever you travel internationally'. At the bottom, the 'Emory University Travel Resources' section features a grid of buttons: MyTrips, Personal Travel, Assistance App Download, Membership Overview, Assistance APP Tutorial, FAQ, Sign up for Email Alerts (circled in red), Contact an Assistance Center, International SOS Clinics, and Need a Certificate of Assistance.



EMORY
UNIVERSITY

Global Engagement

Email Alerts, cont.



My Alerts | Logon

Email alerts

You can choose to receive a number of email alerts to keep you up to date with the latest developments around the world.

How do I register

If you have not registered to receive email alerts before, then enter your name and email address to register.

Name:
Email address:

[Register](#)

Login for existing users

If you have already registered to receive email alerts, enter your email address in the form below and click Login.

Email address:

[Login](#)

My Alerts | Real time country updates

You are logged in as

To update your name or email address, go to settings and make your changes there. Please ensure that you are viewing the page in the same language that you wish to receive your emails alerts in.

I am interested in

Medical updates Travel security updates

[Real time country updates](#) [Other updates](#) [Scheduled summaries](#) [Settings](#) [RSS feed](#) [Logout](#)

This service emails you country specific Medical and Travel security updates as they happen.

Country Picker

Please set your alert delivery options:

When updates are published to one of my subscribed countries below

- Chile
- China
- Colombia
- Comoros
- Congo
- Congo (DRC)
- Cook Islands
- Costa Rica
- Côte d'Ivoire
- Croatia

You have selected the following countries:

- | Medical | Non-Medical |
|-------------|-------------|
| Argentina | Argentina |
| Bolivia | Bolivia |
| Brazil | Brazil |
| China | China |
| Colombia | Colombia |
| Congo (DRC) | Congo (DRC) |
| Cuba | Cuba |
| Ethiopia | Ethiopia |
| Haiti | Haiti |
| Iraq | Iraq |
| Israel | Israel |
| Japan | Japan |

Summary

You have chosen to receive:

- 1 Daily Digest sent at 00:00
- 1 Weekly Update
- 3 On Demand Updates
- 22 Country Updates

[Save Changes](#)

- If you have not signed up for Email Alerts previously, go to "How do I register", add your name and email address, click on the "Register" button.
- After registering for Email Alerts, you can customize your preferences by selecting or deselecting countries and choosing which types of alerts (medical or non-medical) you would like to receive.



EMORY
UNIVERSITY

Global Engagement



EMORY
UNIVERSITY

Global Engagement



Thank you!

Connect with us:

1784 North Decatur Road
Suite 130
Atlanta, GA 30322
[Interactive Map](#)

Phone: +1 404.727.7504
Fax: +1 404.727.2772
Email: global@emory.edu

Twitter: [@emoryglobal](#)
Instagram: [emoryiss](#)
[Emory Global Newsletter](#)



EMORY



EMORY
UNIVERSITY

Global Engagement